


CERAMIC, DRIVE AND NON-DRIVE RUBBER

# ARROWHEAD™

## PULLEY LAGGING

*Eliminate Slippage, Increase Belt Traction and Reduce Wear*



Arrowhead™ Ceramic  
Pulley Lagging



Arrowhead™ Drive  
Pulley Lagging

**PRECISION MOLDED - ABRASION RESISTANT CERAMIC**

**REDUCES AND CORRECTS SLIPPAGE**

**SOLVES WEAR PROBLEMS**

**IMPROVED BELT TRACKING**


**NATURAL & MSHA GRADE RUBBER LAGGING**



# Arrowhead™ Ceramic Pulley Lagging

Arrowhead Ceramic Pulley Lagging provides the solution when conventional rubber lagging fails to correct a belt slippage problem and/or when rubber lagging wears prematurely. Our unique Arrowhead ceramic is designed for the highest drive factors unlike the conventional square tiles.

- **Increase Productivity** - by delivering increased traction between the belt and pulley. This allows for lower belt tension than with rubber lagging.
- **Improved Belt Tracking** - due to the Arrowhead patterns self-cleaning ability, which reduces material build-up and thereby eliminates the major source of misalignment.
- **Bonding Strength** - that is superior to others, due to 1/8" (3mm) of our neoprene compound vulcanized into bottom-side of the pulley lagging.
- **Extreme Durability** - in high feed rates and high conveying speeds and abrasive or highly wet or dry applications as seen in below ground and above ground mining.
- **Easy Installation** - can be done in place, on plant site, at your local distributor or at the pulley manufacturer. Each strip is 10" (250mm) wide x pulley face (see chart on back).
- **3 Year Warranty**

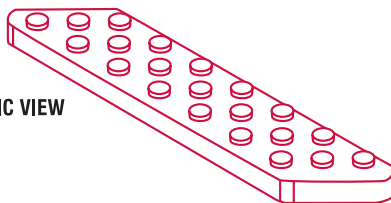


*Only product providing diagonal grooves on ceramic tile lagging for self-cleaning.*

*Designed to eliminate belt slippage and premature lagging wear.*



## Design Features - Tiles



ISOMETRIC VIEW

- High grade aluminum oxide ceramic
- Tile fully enclosed by rubber
- Rounded corners allow for better adhesion between the rubber and the tile

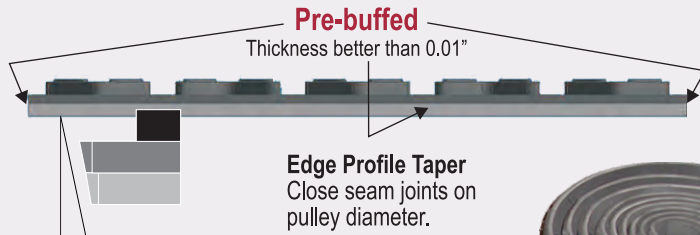
## Arrowhead Ceramic Tile Statistics

Arrowhead Ceramic	Arrowhead Ceramic
Total surface area of the ceramic as a percentage for the total?	50%
Width of each tile?	0.625"
Length of tile?	2"
Total thickness of ceramic?	0.32"
Percent of ceramic are raised?	27%
Height of ceramic nubs that extend above the ceramic tile?	.0625"
Diameter of ceramic nub?	0.16"
Number of nubs?	15

# Arrowhead™ Drive & Non-Drive Rubber Pulley Lagging

**Arrowhead Drive and Non-Drive Pulley Lagging** is the solution, in an application where rubber is the answer, to help eliminate slippage, increase pulley life and to improve production. A specially formulated combination of synthetic, natural, and neoprene rubber compounds provides our pulley lagging with excellent gripping strength and abrasion resistance.

- **Increase Productivity** - by delivering increased traction between the belt and pulley, and increasing pulley life and reducing build-up.
- **Bonding Strength** - that is superior to others, due to 3mm of our neoprene compound vulcanized into bottom side of the lagging.
- **Easy Installation** - can be done in place, on plant site, at your local distributor or at the pulley manufacturer. Each roll is ½" or ¾" thick x 10" wide by 21.3' long, or in 278' rolls. (See chart on back)



**Edge Profile Taper**  
Close seam joints on pulley diameter.

Typical Specification	
Rubber Hardness	62 Shore A or 45 Shore AC
Lagging to Pulley Shell Bond Strength	Exceeds 91 PIW
Rubber Abrasion Resistance (DIN)	81
Elongation	510%
Tensile	2900 PSI

Non-Drive Pulley Lagging

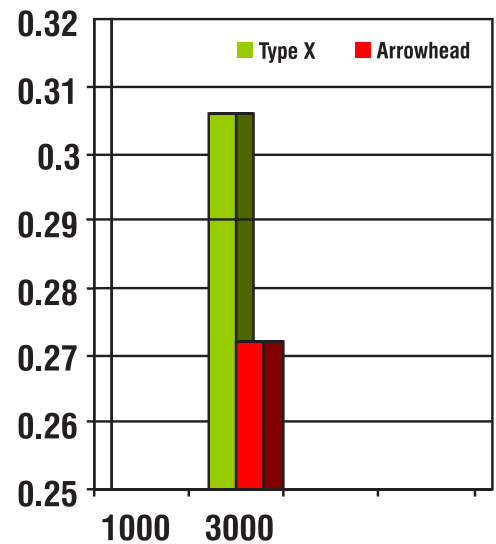
*Arrowhead proved to be 12% more abrasion resistant than the leading competition.*



Installation of ¾" Arrowhead Drive Lagging

## Taber Abrasion Tests

Total Amount of Material Loss



• Taber Abrasion, ASTM D 3389-94 (99)  
 • H18 wheels, 1000 gram load per wheel, for 3000 cycles  
 • All tests were completed by Akron Rubber Development Laboratory, Inc. - [www.ardl.com](http://www.ardl.com)

## ARROWHEAD CERAMIC LAGGING INFORMATION

Part Number	Belt Width	BW mm	Inches Ceramic	mm Ceramic	Inches Rubber	mm Rubber
ASG-10X24-CL	24"	600	23"	587	39.25"	1016
ASG-10X30-CL	30"	750	30.50"	775	46.50"	1175
ASG-10X36-CL	36"	900	35.25"	902	51.75"	1327
ASG-10X42-CL	42"	1050	42.75"	1025	59.50"	1455
ASG-10X48-CL	48"	1200	47.50"	1215	63.375"	1629
ASG-10X54-CL	54"	1350	55.00"	1403	71.00"	1787
ASG-10X60-CL	60"	1500	57.25"	1594	76.25"	1981
ASG-10X72-CL	72"	1800	70.00"	1778	88.25"	2187
ASG-10X84-CL	84"	2150	79.25"	2222	98.25"	2642

Ceramic + 17 = Total Length

## ARROWHEAD CERAMIC LAGGING INFORMATION

Pulley Diameter	Number of Strips
12"	4
14"	5
16"	6
18"	6
20"	7
22"	7
24"	8
26"	9
28"	9
30"	10
32"	11
34"	11
36"	12
38"	12
40"	13
42"	14
48"	16
54"	17
60"	19

## ARROWHEAD RUBBER LAGGING INFORMATION

Description	Part Number	Wt. LBS.
½" Thick x 10" x 21.33' Drive Lagging	ASG-10X21.33-1/2-TRL	42
¾" Thick x 10" x 21.33' Drive Lagging	ASG-10X21.33-3/4-TRL	60
½" Thick x 10" x 21.33' Non-Drive Lagging	ASG-10X21.33-1/2-TRL-PLN	48
½" Thick x 10" x 21.33' Drive Lagging MSHA	ASG-10X21.33-1/2-MSHA-TRL	42
¾" Thick x 10" x 21.33' Drive Lagging MSHA	ASG-10X21.33-3/4-MSHA-TRL	56
½" Thick x 10" x 21.33' Non-Drive Lagging MSHA	ASG-10X21.33-1/2-MSHA-PLN	42

## ARROWHEAD DRIVE & NON-DRIVE RUBBER LAGGING INFORMATION

Amount of Rolls Needed to Lag "X" Pulley
Pulley diameter x 3.1423 = Pulley circumference
Pulley Circumference / 10 = Number of Arrowhead lagging strips
Number of strips needed x (pulley face +2) = Number of total inches of rubber lagging
Number of total inches of rubber lagging / 255 = Number of rolls of rubber

## ARROWHEAD DRIVE & NON-DRIVE RUBBER LAGGING INFORMATION

Amount of Cement Needed to Lag "X" Pulley Size
Pulley diameter x 3.1423 = Pulley circumference
Circumference x face width / 144 = Pulley surface area in sq. ft.
Pulley surface area in sq. ft. / 10 = Amount of cement in quarts needed



Check us out at  
[www.asgco.com](http://www.asgco.com)

Customer Service  
**800-344-4000**



301 Gordon Street  
Allentown, PA 18102  
610-821-0216  
FAX 610-778-8960