


# ASGCO TAILBOX

## Chute Seal Box Dust Management Systems




The **Chute Tail Box** is designed to form an effective seal at the back of the loading zone to prevent material rollback to the tail section of the conveyor.

Safe-Guard  
Inspection Door



The box is field-welded onto the rear of the chute wall to ensure a precise fit.

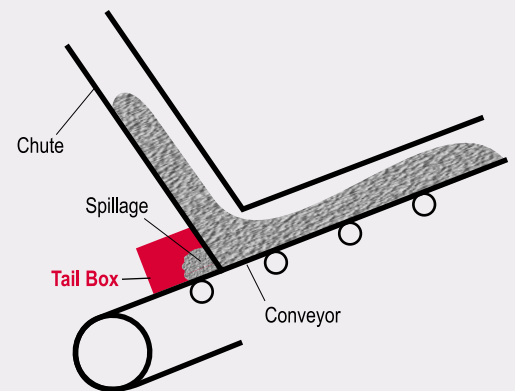
- **Prevents Material Rollback** - by forming a sealing area for the material to collect and then travel up the conveyor.
- **Avoids Material Build-Up** - at the tail end of the conveyor.
- **Simplifies Cleanup** - by being able to return material to the belt through our inspection door mounted at the top of the box.



**Forms Effective Seal At Back Of Loading Zone To Prevent Material Rollback Off The Conveyor**

### ASGCO Tail Box

Part Number	Belt Width	Weight Lbs.
Y-TBOX-18	18	127
Y-TBOX-24	24	141
Y-TBOX-30	30	162
Y-TBOX-36	36	180
Y-TBOX-42	42	198
Y-TBOX-48	48	206
Y-TBOX-54	54	368
Y-TBOX-60	60	398
Y-TBOX-72	72	478
Y-TBOX-84	84	560
Y-TBOX-96	96	637



Providing the World Material Handling Industry with Productive, Safe and Reliable "Complete Conveyor Solutions."