

SAFE-GUARD RETURN IDLER GUARDS

Pinch point protector catches the return idler or material if it falls!

ASGCO has long recognized the importance of ensuring safety in the workplace. The patented **ASGCO Safe-Guard Return Idler Guard** was designed to prevent injuries from pinch points and to catch the return idler if it should fall.

Prevent Injuries!




U.S. Patent No. 6,318,545

- **MSHA accepted # IC-174/3**
- **Mounting Hardware** - made from powder coated A-36 steel. Retrofits to most CEMA return idler bolt patterns.
- **Complies with MSHA Title 30;**
 - MSHA accepted # IC-174/3
 - 56.14110 (Flying or falling material)
 - 56.14112 (Guard Construction)
 - 56.14107 (Moving machine parts)
 - 75.1722 (Mechanical equipment guards)
 - 77.400 (Mechanical equipment guards)
- **Meets OSHA Requirements 1910.219** - for mechanical power - transmission apparatus and 56.14107 for moving machine parts.
- **UV Resistant**
- **Durable UHMW Slotted Cage** - helps prevent material buildup and is easy to clean out using stainless steel fast pins to be able to drop and open side of the cage for maintenance.
- **Universal Mounting Brackets** - can be used with CEMA B, C, D and E idlers up to 4", 5", 6" & 7" in diameter with either 1 1/2" to 6" drop brackets.

ASGCO[®]
Complete Conveyor Solutions



Fully adjustable for full range of idler sizes.



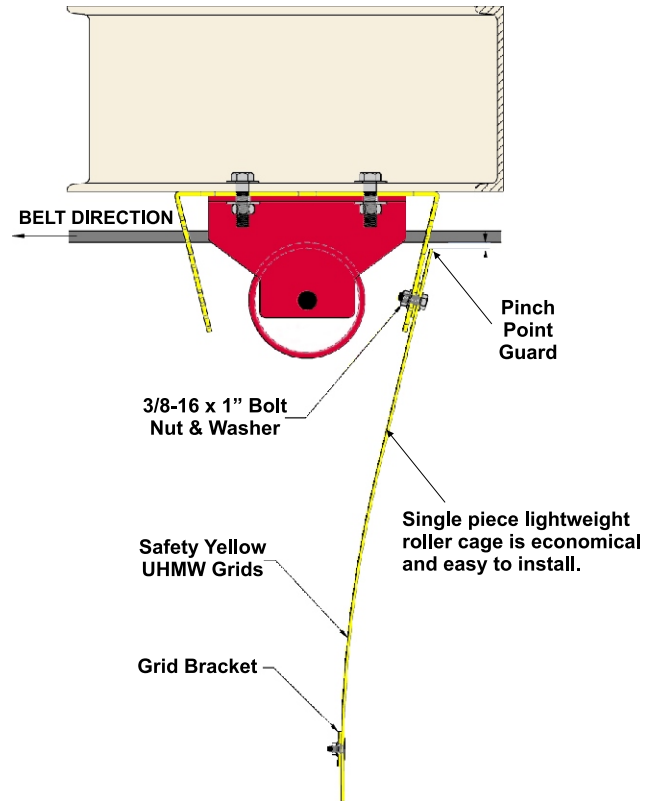
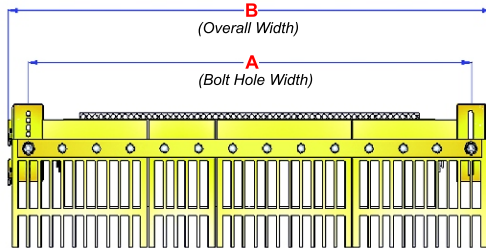
Full access for roller replacement & cleaning by removing stainless steel hardware.



Eliminates potential pinch point.

Standard Safe-Guard

SAFE-GUARD PART NUMBER	BELT WIDTH	A	B
M-ASG-RRG-450	450mm	700mm	790mm
M-ASG-RRG-18	18"	27"	37.5"
M-ASG-RRG-600	600mm	850mm	940mm
M-ASG-RRG-24	24"	33"	36.5"
M-ASG-RRG-750	750mm	1000mm	1090mm
M-ASG-RRG-30	30"	39"	42.5"
M-ASG-RRG-900	900mm	1150mm	1240mm
M-ASG-RRG-36	36"	45"	48.5"
M-ASG-RRG-1050	1050mm	1300mm	1390mm
M-ASG-RRG-42	42"	51"	54.5"
M-ASG-RRG-1200	1200mm	1450mm	1540mm
M-ASG-RRG-48	48"	57"	60.5"
M-ASG-RRG-1350	1350mm	1650mm	1740mm
M-ASG-RRG-54	54"	63"	66.5"
M-ASG-RRG-1500	1500mm	1800mm	1890mm
M-ASG-RRG-60	60"	69"	72.5"
M-ASG-RRG-1800	1800mm	2200mm	2290mm
M-ASG-RRG-72	72"	81"	84.5"



Heavy Duty Safe-Guard CEMA E & F

- Angled, more robust design prevents bending
- Sized to fit over your CEMA E & F return roller brackets.
- Fully adjustable for idler sizes and belt widths up to 96".
- Mounting brackets and end plates made from powder coated A-36 steel.



SAFE-GUARD PART NUMBER	BELT WIDTH	A	B
M-ASG-RRG-HD-1200	1200mm	1450mm	1540mm
M-ASG-RRG-HD-48	48"	57"	60.5"
M-ASG-RRG-HD-1350	1350mm	1650mm	1740mm
M-ASG-RRG-HD-54	54"	63"	66.5"
M-ASG-RRG-HD-1500	1500mm	1800mm	1890mm
M-ASG-RRG-HD-60	60"	69"	72.5"
M-ASG-RRG-HD-1800	1800mm	2200mm	2290mm
M-ASG-RRG-HD-72	72"	81"	84.5"
M-ASG-RRG-HD-2100	2100mm	2360mm	2450mm
M-ASG-RRG-HD-84	84"	93"	96.5"
M-ASG-RRG-HD-2400	2400mm	2660mm	2750mm
M-ASG-RRG-HD-96	96"	105"	108.5"

IMPORTANT:

THE SAFE-GUARD RETURN IDLER GUARD IS DESIGNED TO RESTRICT CONTACT WITH THE RETURN IDLER PINCH POINT WHILE THE CONVEYOR IS RUNNING. INSTALLATION OF THIS GUARD DOES NOT SUPERSEDE ANY OTHER SAFETY PROCEDURES OR SAFETY PRACTICES. FAILURE TO OBSERVE ALL INSTRUCTIONS COULD RESULT IN SERIOUS INJURY. IT IS THE OWNER'S RESPONSIBILITY THAT THE OWNER AND EACH OPERATOR READ AND BE FAMILIAR WITH THIS MANUAL.

CAUTION: IT IS THE OWNER'S RESPONSIBILITY TO ADJUST THE SAFE-GUARD RESTRICTING PINCH POINT CONTACT WITH THE TURNING IDLER.

Tru-Trainer Safe-Guard

Safe-Guards can now be installed around Tru-Trainers. This is the only Training Idler Guard on the market!!

