IMPACT CRADLE BED

Protect your conveyor from impact damage.

ASGCO®'s **Impact Cradle Beds** are (Patent Pending) designed to provide protection to your conveyor belt from impact damage from large rocks, tramp metal, roof bolts or bucket teeth can put a stop to operations. Our modular style impact beds provide impact protection for the conveyor belt, as well as a tool to help control spillage in the conveyor-loading zone. The Impact Cradle Beds support the conveyor belt across the entire width using our unique semi-U-shaped design that eliminates any unsupported areas between the rollers or bars on traditional impact idlers or traditional impact beds where typical damage can occur in the idler junction points. The Impact Cradle Beds consist of a heavy duty frame with removable (Slide-in or Slide-out) sides and center sections for ease of installation and maintenance.

The Impact Cradle Bed supports the conveyor belt across the entire width

No pinch points!



- **Improved Impact Cradles** - no pinch point or idler junction area utilizing our 17.5° bars for 35° idler systems; 10° degree bars for 20° idler systems and 22.5° degree bars for 45° idler systems.
- **Absorbs Impact** - with heavy duty steel designed framework and our impact bars that are manufactured with our absorbent, 40-durometer rubber that can really take the shock of large material.
- **Modular Designed** - cradles can be manufactured in 2' (600mm), 3' (900mm), 4' (1200mm) or 5' (1500mm) long, depending upon the size of your material impact area.
- **Available in** - standard duty (1,000 ft/lbs) or mine duty (2,000 ft/lbs) of impact.

Providing the World Material Handling Industry with Productive, Safe and Reliable "Complete Conveyor Solutions."
301 Gordon Street . Allentown, PA 18102 . 1-800-344-4000 . Fax: 610-778-8991 . www.asgco.com

©6/2013 ASGCO® Manufacturing Co., Inc.

IMPACT BED CRADLE

TECHNICAL INFORMATION

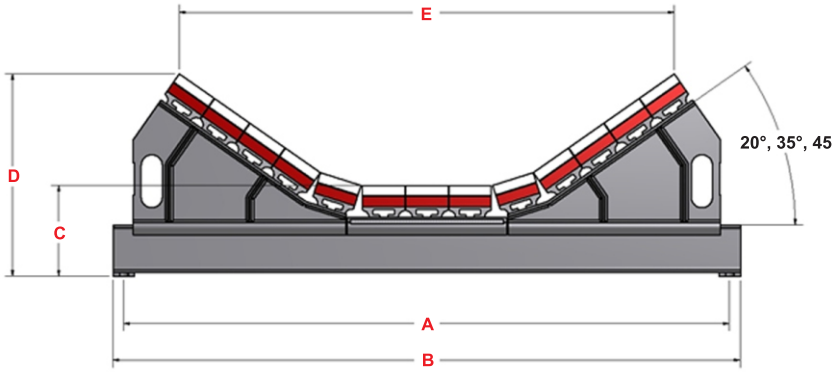

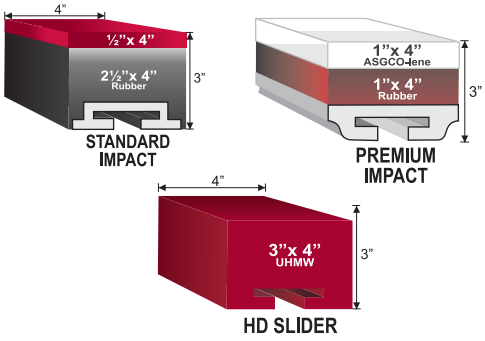

BW (in)	Part Number Standard Duty Impact Bed 1000 lb.ft	Part Number Mine Duty Impact Bed 2000 lb.ft	Dimensions (in)									No. of Bars
			A	B	C	D			E			
						20°	35°	45°	20°	35°	45°	
24	M-IB-24-6-Y-Z-(XX)	M-IB-24-6-Y-Z-(XX)-HD	33	35.0	8.19	11.63	13.69	15.00	27.63	24.81	22.75	6
30	M-IB-30-6-Y-Z-(XX)	M-IB-30-6-Y-Z-(XX)-HD	39	41.0	8.19	12.31	14.88	16.44	33.44	30.06	27.63	6
36	M-IB-36-10-Y-Z-(XX)	M-IB-36-10-Y-Z-(XX)-HD	45	47.0	8.19	13.00	16.13	17.88	39.19	35.38	32.44	9
42	M-IB-42-11-Y-Z-(XX)	M-IB-42-11-Y-Z-(XX)-HD	51	53.0	8.56	14.06	17.56	19.63	44.94	40.63	37.25	9
48	M-IB-48-13-Y-Z-(XX)	M-IB-48-13-Y-Z-(XX)-HD	57	59.0	8.56	14.75	18.81	21.06	50.69	45.94	42.06	9
54	M-IB-54-13-Y-Z-(XX)	M-IB-54-13-Y-Z-(XX)-HD	63	65.0	9.00	15.88	20.25	22.88	56.44	51.81	46.94	12
60	M-IB-60-15-Y-Z-(XX)	M-IB-60-15-Y-Z-(XX)-HD	69	71.0	9.00	16.56	21.44	24.31	62.19	56.50	51.75	12
72	M-IB-72-18-Y-Z-(XX)	M-IB-72-18-Y-Z-(XX)-HD	81	83.0	11.25	20.44	26.38	29.69	76.56	69.44	63.06	15
84	M-IB-84-20-Y-Z-(XX)	M-IB-84-20-Y-Z-(XX)-HD	93	95.0	11.50	22.06	29.88	32.75	88.06	80.00	72.75	20
96	M-IB-96-23-Y-Z-(XX)	M-IB-96-23-Y-Z-(XX)-HD	105	107.0	11.50	23.44	31.19	35.56	99.56	90.65	82.44	23

Y - represents bed length (48 or 60) **Z** - represents number of supports (4 or 5) (XX) = degree of trough (25/30/45)

Impact bed Cradles over 2,000 lbs. please call for information.