

# SLIDE-LER™


## SLIDE-LER™ (ONE-SIDED)

**ASGCO®**  
Complete Conveyor Solutions

ASGCO®'s **Slide-Ler™**s have the ability to change rolls under the loading skirt area without having to remove adjacent belt idlers. This allows the Slide-Ler™ to fit into tight or confined spaces, ensuring proper rolling support the ease of change out.

*Change Rolls Without Removing Adjacent Idlers.*

FITS INTO CONFINED SPACE -  
ensures proper belt rolling support  
and ease of change out



- **Perfect for Confined Spaces** – due to the frames only take-up 8" (200mm) of width when using 6" (150mm) rollers.
- **Improves Safety** – and maintenance by allowing rollers to be easily removed without having to remove any of the belt idler frames.
- **Meets all CEMA Standards** – and available in any belt width, troughing angle or idler.
- **Idler Rolls** - we can provide CEMA C, D or E steel or impact rolls.
- **Slide-Ler™ (One-Sided)** - Also available.

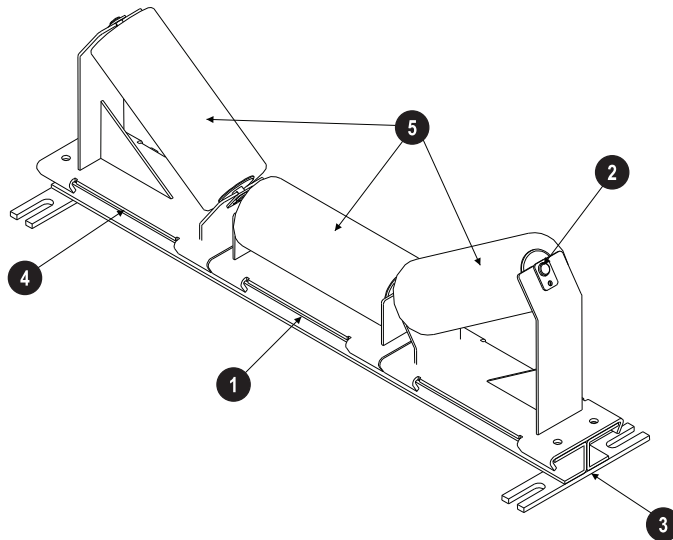


# SLIDE-LER™ / SLIDE-LER™ (One-Sided)

ASGCO® **Slide-Ler™** is a modular designed product that allows you to remove the wing and center roll hangers for easy replacement of your idler rolls. It can also be designed to hold any manufacturer roll in the industry. The Slide-Ler™ minimizes down time and can be accessed from both sides of the conveyor system.

## Diagram Components

1. Center Slide
2. Roller Retainer
3. Frame
4. Wing
5. Steel Roll



Slide-Ler™ Modular Idler Frame		
Part Number	Belt Width	
	in	mm
M-ASG-SLIDELER-18-(XX)	18	450
M-ASG-SLIDELER-24-(XX)	24	600
M-ASG-SLIDELER-30-(XX)	30	750
M-ASG-SLIDELER-36-(XX)	36	900
M-ASG-SLIDELER-42-(XX)	42	1050
M-ASG-SLIDELER-48-(XX)	48	1200
M-ASG-SLIDELER-54-(XX)	54	1350
M-ASG-SLIDELER-60-(XX)	60	1500
M-ASG-SLIDELER-72-(XX)	72	1800
M-ASG-SLIDELER-84-(XX)	84	2100
M-ASG-SLIDELER-96-(XX)	96	2400

Troughing Idlers available in 20°, 35° or 45°.

\*XX =Degree of Trough

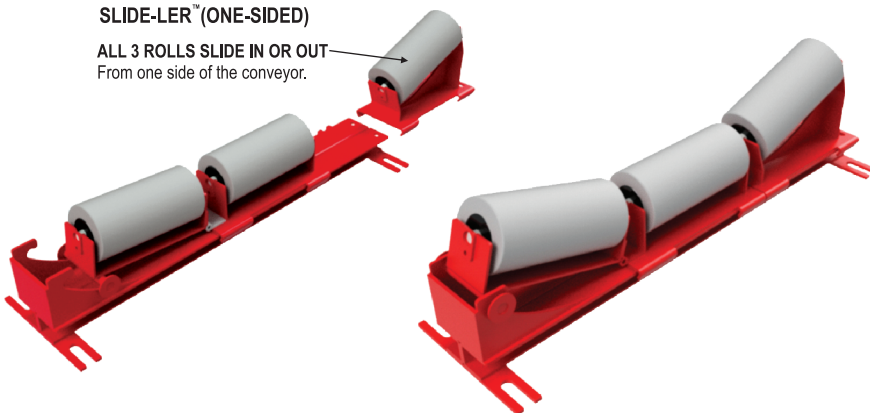
\* Note: Idler rolls can be supplied by customer

## Slide-Ler™ (One-Sided)

ASGCO® Slide-Ler™ (One-Sided) is a patented product designed to be maintained from one side of the conveyor system. This is ideal for systems with access on one side only, where a conveyor is located against the wall or high in the air with a catwalk on one side. This allows you to replace rolls with minimal downtime and eliminate the need for man lifts or having to work in a confined space.

### SLIDE-LER™(ONE-SIDED)

ALL 3 ROLLS SLIDE IN OR OUT  
From one side of the conveyor.



Slide-Ler™ (One-Sided)		
Part Number	Belt Width	
	in	mm
M-ASG-OS-SLIDELER-18-(XX)	18	450
M-ASG-OS-SLIDELER-24-(XX)	24	600
M-ASG-OS-SLIDELER-30-(XX)	30	750
M-ASG-OS-SLIDELER-36-(XX)	36	900
M-ASG-OS-SLIDELER-42-(XX)	42	1050
M-ASG-OS-SLIDELER-48-(XX)	48	1200
M-ASG-OS-SLIDELER-54-(XX)	54	1350
M-ASG-OS-SLIDELER-60-(XX)	60	1500
M-ASG-OS-SLIDELER-72-(XX)	72	1800
M-ASG-OS-SLIDELER-84-(XX)	84	2100
M-ASG-OS-SLIDELER-96-(XX)	96	2400

Troughing Idlers available in 20°, 35° or 45°.

\*XX =Degree of Trough

\* Note: Idler rolls can be supplied by customer

**Need Solutions....to improve efficiency, safety and productivity? ask... ASGCO®**

**www.asgco.com | 800.344.4000**

© 2/2017 ASGCO® "Complete Conveyor Solutions"

