

# CHUTE TAIL BOX

## Chute Seal Box Dust Management Systems



**ASGCO**<sup>®</sup>

Complete Conveyor Solutions

The **Chute Tail Box** is designed to form an effective seal at the back of the loading zone to prevent material rollback to the tail section of the conveyor.

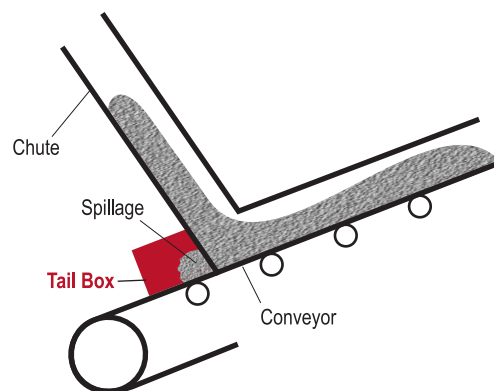
**FIELD-WELDED** - onto the rear of the chute wall to ensure a precise fit and an effective seal

**INSPECTION DOOR** - mounted at the top of the box for safe inspection and access



- **Prevent Material Roll Back** - by forming a sealing area for the material to collect and then travel up the conveyor
- **Avoids Material Build-Up** - at the tail end of the conveyor.
- **Simplifies Cleanup** - by being able to return material to the belt through our inspection door mounted at the top of the box.

| Chute Tail Box |            |      |
|----------------|------------|------|
| Part Number    | Belt Width |      |
|                | in         | mm   |
| M-ASG-TBOX-18  | 18         | 450  |
| M-ASG-TBOX-24  | 24         | 600  |
| M-ASG-TBOX-30  | 30         | 750  |
| M-ASG-TBOX-36  | 36         | 900  |
| M-ASG-TBOX-42  | 42         | 1070 |
| M-ASG-TBOX-48  | 48         | 1200 |
| M-ASG-TBOX-54  | 54         | 1350 |
| M-ASG-TBOX-60  | 60         | 1500 |
| M-ASG-TBOX-72  | 72         | 1800 |
| M-ASG-TBOX-84  | 84         | 2100 |
| M-ASG-TBOX-96  | 96         | 2400 |



Forms Effective Seal At Back Of Loading Zone To Prevent Material Rollback Off The Conveyor

**Need Solutions...** to improve efficiency, safety and productivity? **ask... ASGCO**<sup>®</sup>

[www.asgco.com](http://www.asgco.com) | 800.344.4000

© 6/2015 ASGCO "Complete Conveyor Solutions"

**ASGCO**<sup>®</sup>  
Complete Conveyor Solutions