


CONVEYOR SAFETY EQUIPMENT & GUARDS



Safe-Guard® Return Idler Guard

ASGCO® has long recognized the importance of ensuring safety in the workplace. The patented Safe-Guard® Return Idler Guard was designed to prevent injuries from pinch points and to catch the return idler if it should fall.

- **UV Resistant** - made from UHMW, will not corrode, or wear from abrasion.
- **Stainless Steel Pins** - gives easy access to drop and open the side of the cage for maintenance.
- **Mounting Hardware** - made from powder coated A-36 steel. Retrofits to most CEMA return idler bolt patterns.
- **Universal Mounting Brackets** - can be used with CEMA B, C, D and E idlers up to 7" in diameter with either 1 ½" to 6" drop brackets.
- **Durable UHMW Slotted Cage** - helps prevent material buildup and is easy to clean out. For easy access simply remove the stainless steel pins to drop open the side of the cage for maintenance.



Safe-Guard® Return Idler Guard		
Part Number	Belt Width	Wt Lbs.
M-ASG-RRG-18	18"	12
M-ASG-RRG-24	24"	14
M-ASG-RRG-30	30"	16
M-ASG-RRG-36	36"	18
M-ASG-RRG-42	42"	20
M-ASG-RRG-48	48"	22
M-ASG-RRG-54	54"	24
M-ASG-RRG-60	60"	26
M-ASG-RRG-72	72"	33
M-ASG-RRG-84	84"	33

Safe-Guard® Heavy Duty Return Idler Guard

ASGCO® The Safe-Guard® line has now expanded to work with CEMA E & F return idlers. This guard can be fully adjusted to fit idler and belt width up to 96".

- **UV Resistant** - made from UHMW, will not corrode, or wear from abrasion.
- **Protection** - Cage provides complete pinch point protection and catches the roller if it breaks away from the brackets.
- **Mounting Hardware** - made from powder coated A-36 steel. Retrofits to most CEMA return idler bolt patterns.
- **Durable UHMW Slotted Cage** - helps prevent material buildup and is easy to clean out. For easy access simply remove the stainless steel pins to drop open the side of the cage for maintenance.
- **New Robust Design** - with a transverse support to prevent bending.




Safe-Guard® Heavy Duty Return Idler Guard		
Part Number	Belt Width	Wt Lbs.
M-ASG-RRG-HD-48	48"	39
M-ASG-RRG-HD-54	54"	45
M-ASG-RRG-HD-60	60"	50
M-ASG-RRG-HD-72	72"	60
M-ASG-RRG-HD-84	84"	70
M-ASG-RRG-HD-96	96"	80

Safe-Guard® V-Return Idler Guard

The Safe-Guard® V-Return Idler Guard fits standard v-return idlers and protects workers and equipment from falling idlers and from dangerous pinch points between rotating idlers and moving belt.

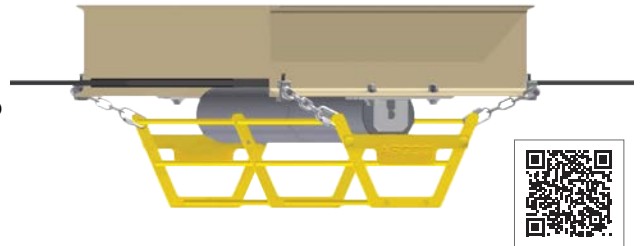
- **UV Resistant** - made from UHMW, will not corrode, or wear from abrasion.
- **Mounting Hardware** - made from powder coated A-36 steel. Retrofits to most CEMA return idler bolt patterns.
- **Durable UHMW Slotted Cage** - helps prevent material buildup and is easy to clean out. For easy access simply remove the stainless steel pins to drop open the side of the cage for maintenance. **Universal Mounting Brackets** - can be used with CEMA B, C, D and E idlers up to 7" in diameter with either 1 ½" to 6" drop brackets.
- **Heavy-Duty Steel Construction** - fully adjustable to fit idler and belt width up to 96".
- **Fits CEMA** - E & F return idler brackets.



Safe-Guard® Return Idler Guard		
Part Number	Belt Width	Wt Lbs.
M-ASG-RRG-V-24	24"	81
M-ASG-RRG-V-30	30"	88
M-ASG-RRG-V-36	36"	93
M-ASG-RRG-V-42	42"	99
M-ASG-RRG-V-48	48"	104
M-ASG-RRG-V-54	54"	109
M-ASG-RRG-V-60	60"	112
M-ASG-RRG-V-72	72"	118
M-ASG-RRG-V-84	84"	143
M-ASG-RRG-V-96	96"	151

Safe-Guard® Return Idler Cage

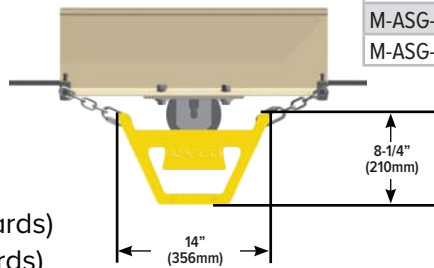
The Safe-Guard® Return Idler Cage was designed to catch the return roller applications from falling, preventing injuries to workers. The Safe-Guard® Idler Cage is a cost effective, long lasting solution to your conveyor guarding needs.




- **Prevents Idlers from Falling** - and injuring workers or equipment.
- **Easy to Install and Remove** - for fast installation and belt maintenance using beam clamp, links and adjustable chain.
- **Durable Powder Coated A-36 Steel Cage** - helps prevent injuries from falling idlers onto unsuspecting workers or equipment. Open slots prevent material build-up.
- **Available in Various Sizes** - o fit most belt conveyors, 4" - 7" diameter rolls..
- **No Welding Required.**

Complies with MSHA Title 30

- 56.14110 (Flying or falling material)
- 56.14112 (Guard Construction)
- 56.14107 (Moving machine parts)
- 75.1722 (Mechanical equipment guards)
- 77.400 (Mechanical equipment guards)



Safe-Guard® Return Idler Cage			
Part Number	Belt Width	Cage Length	Wt Lbs.
M-ASG-RIC-18	18"	28-7/8"	13
M-ASG-RIC-24	24"	34-7/8"	15
M-ASG-RIC-30	30"	40-7/8"	17
M-ASG-RIC-36	36"	46-7/8"	19
M-ASG-RIC-42	42"	52-7/8"	21
M-ASG-RIC-48	48"	58-7/8"	23
M-ASG-RIC-54	54"	64-7/8"	25
M-ASG-RIC-60	60"	70-7/8"	27
M-ASG-RIC-72	72"	82-7/8"	31
M-ASG-RIC-84	84"	94-7/8"	35
M-ASG-RIC-96	96"	106-7/8"	39




Safe-Guard® Return Tracker Idler Cage

The Safe-Guard® Return Tracker Idler Cage was designed to protect conventional tracking idlers throughout the market.

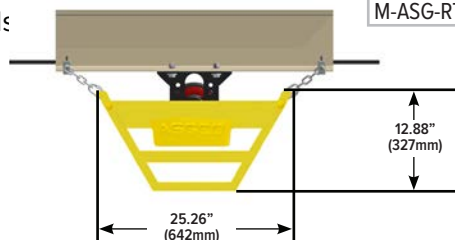

- **Wider Profile-** to accept various brands of belt tracking idlers.
- **Prevents Idlers from Falling** - and injuring workers or damaging equipment.
- **Easy to Install and Remove** - for fast installation and belt maintenance using beam clamp, links and adjustable chain.
- **Durable Powder Coated A-36 Steel Cage** - helps prevent injuries from falling idlers onto unsuspecting workers or equipment. Open slots prevent material build-up.
- **No Welding Required.**

Complies with MSHA Title 30

- 56.14110 (Flying or falling material)
- 56.14112 (Guard Construction)
- 56.14107 (Moving machine parts)
- 75.1722 (Mechanical equipment guard)
- 77.400 (Mechanical equipment guards)




Safe-Guard® Return Tracker Idler Cage			
Part Number	Belt Width	Cage Length	Wt Lbs.
M-ASG-RTC-18	18"	28-7/8"	21
M-ASG-RTC-24	24"	34-7/8"	23
M-ASG-RTC-30	30"	40-7/8"	25
M-ASG-RTC-36	36"	46-7/8"	27
M-ASG-RTC-42	42"	52-7/8"	32
M-ASG-RTC-48	48"	58-7/8"	34
M-ASG-RTC-54	54"	64-7/8"	36
M-ASG-RTC-60	60"	70-7/8"	38
M-ASG-RTC-72	72"	82-7/8"	43
M-ASG-RTC-84	84"	94-7/8"	47
M-ASG-RTC-96	96"	106-7/8"	53





Safe-Guard® Modular Conveyor Flat Guard

The **Safe-Guard® Modular Conveyor Flat Guard** is a modular powder coated all steel guard that is typically mounted to the conveyor steel to guard against moving equipment and protect workers from injury. They are pre-engineered panels that install easily and prevent workers from unauthorized access and away from moving parts and equipment.



Quick and Modular Set-Up

- Available in various standard and custom sizes.
- Drop pin / wedge clamps holds the guard securely.
- Shipped complete with mounting kit for quick assembly.
- Custom guards, floor posts and rail assemblies available

Wedge Clamps

The Safe-Guard® Wedge Clamps allow for easy removal of panels. Use of a cable tie in the closed position meets MSHA and OSHA safety standards.

Effective


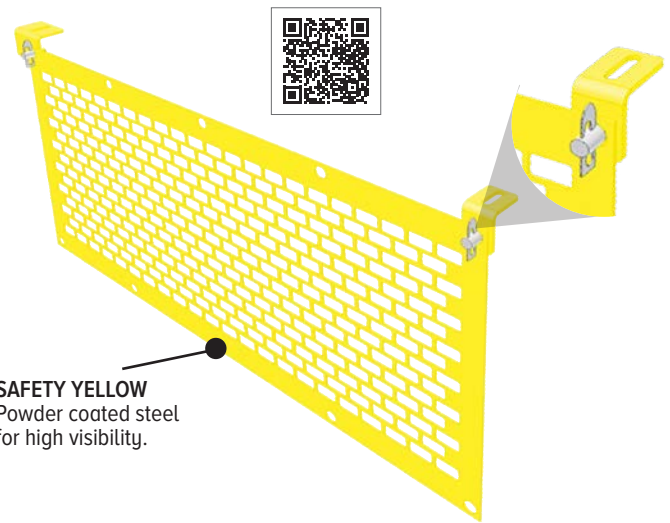
- Safety yellow powder coated steel for high visibility.
- Designed for use on multiple safety locations.
- Keeps workers away from moving parts and pinch points.

Regulation

The installation of safety-oriented products can help create a safer plant that is easier to service and maintain.

Compliant

- Meets MSHA and OSHA Safety Standards.



Safe-Guard® Return Idler Cage			
Part Number	Belt Width	Cage Length	Wt Lbs.
ASG-SGF-24X48-1	24"x48" (Standard)	5/8" x 1-5/8"	16
ASG-SGF-24X60-1	24"x60" (Standard)	5/8" x 1-5/8"	20
ASG-SGF-30X48-1	30"x48" (Standard)	5/8" x 1-5/8"	19
ASG-SGF-36X48-1	36"x48" (Standard)	5/8" x 1-5/8"	22
ASG-SGF-24X48-2	24"x48" (Large)	1" x 2"	14
ASG-SGF-24X60-2	24"x60" (Large)	1" x 2"	18
ASG-SGF-30X48-2	30"x48" (Large)	1" x 2"	17
ASG-SGF-36X48-2	36"x48" (Large)	1"x 2"	16
ASG-SGF-SC	Single Mounting Bracket	NA	1
ASG-SGF-DC	Double Mounting Bracket	NA	1
ASG-SGF-WCA	1/2" Kwik Klip	NA	1
ASG-CGH	Handle	NA	1

- Custom guards, floor posts and rail assemblies available
- Safe-Guard® Flat Guards are shipped with complete mounting kits for quick assembly, the kwik klips hold the guard securely in place and provides for easy removal and installation of the side panels.

CUSTOM GUARDING BUILT TO YOUR SPECIFICATIONS


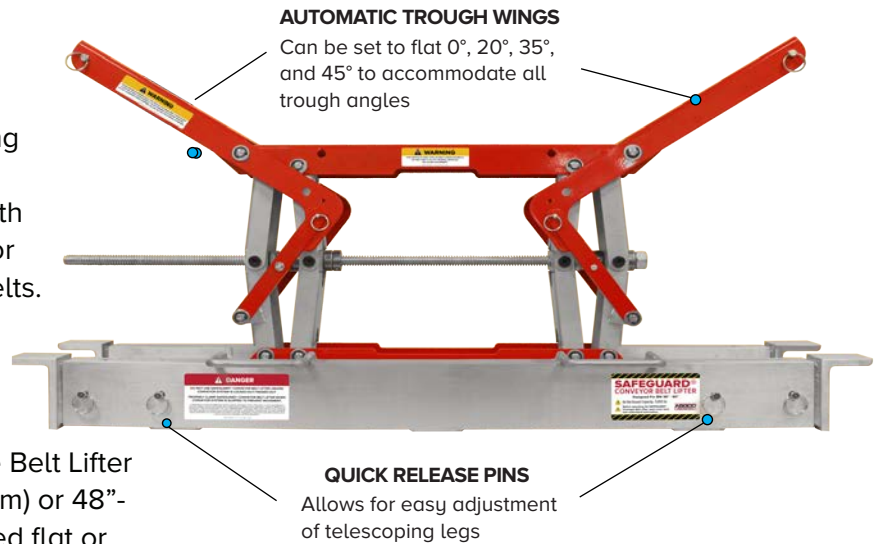


Safe-Guard® Conveyor Belt Lifter

Effortless Conveyor Maintenance

The Safe-Guard® Conveyor Belt Lifter is a patent pending tool developed to make lifting a tensioned conveyor belt easier. Conveyor maintenance is made safer and effortless with the ease and mobility of the lifter allowing for the lifting of all belt troughs, including flat belts.

- **Easy to use.** The Safe-Guard® Conveyor Belt Lifter can be easily operated with a manual ratchet or drill.
- **Works on a wide range of conveyors.** The Belt Lifter is for the belt widths 36" - 60" (900-1500 mm) or 48" - 72" (1200-1800 mm). Belt can either be lifted flat or in troughed position.
- **Safe.** Features an extendable sturdy dual-rail base and high lift capacities.
- **Easy operation.** Its compact and lightweight design ensures an easy to use operation.
- **Won't damage the belt.** Lift the belt from underneath. Does not clamp onto the belt's edges or cover.



Safe-Guard® Conveyor Belt Lifter										
Part Number	Belt Width Range		Conveyor Span		Weight		Closed Height		Max Lift Height	
	mm	in	MIN	MAX	kg	lb	mm	in	mm	in
M-ASG-SGBL-3660	900 - 1500	36 - 60	1130 mm (44.5")	1892 mm (74.5")	39.9	88.0	216	8.50	482	19.00
M-ASG-SGBL-4872	1200 - 1800	48 - 72	1435 mm (56.5")	2197 mm (86.5")	46.3	104.0	216	8.50	482	19.00

CAN BE OPERATED FROM ONE SIDE OF THE CONVEYOR



CONVEYOR SAFETY EQUIPMENT & GUARDS


Safe-Guard® Conveyor Chute Inspection Doors

Safe-Guard® Conveyor Chute Inspection and Access Doors are a necessary part of any material handling system. Add an inspection door to your existing head chute for access to cleaners, for chute clean-out, and blade change-outs.

- **Low Profile Steel Construction** - available in powder coated or zinc plated.
- **Safety Inspection Screen Guard:** standard on every door for the ability to safely inspect equipment while it is running; complies with ANSI B.20.1 1984 and ISO 1819-02.1.11.
- **Re-designed Frame** - has a 45 degree flange to shed fines from accumulating on the interior of the door.
- **EPDM Dust Seal:** can withstand temperatures from -40 degrees F to 200 degrees F.
- **Options to Fit Conditions:** Materials to match conditions, including food-grade applications.
- **Quick and easy installation.**
- **Custom Sizes Available.**




Standard Conveyor Chute Inspection Door
12 Gauge .1046



Heavy Duty Conveyor Chute Inspection Door
11 Gauge .1196



Safe-Guard® Heavy Duty Door open with Screen Guard



45° flange on the interior of the door sheds fines that accumulate

Safe-Guard® Standard Conveyor Chute Inspection Door		
Part Number	Size Description	Wt Lbs.
M-ASG-SID-12x12	12" x 12"	10
M-ASG-SID-12x18	12" x 18"	14
M-ASG-SID-18x24	18" x 24"	20
Safe-Guard® Heavy Duty Conveyor Chute Inspection Door		
Part Number	Size Description	Wt Lbs.
M-ASG-SIHD-12x18	12" x 18"	25
M-ASG-SIHD-18x24	18" x 24"	40
M-ASG-SIHD-24x24	24" x 24"	50
M-ASG-SIHD-24x36	24" x 36"	68

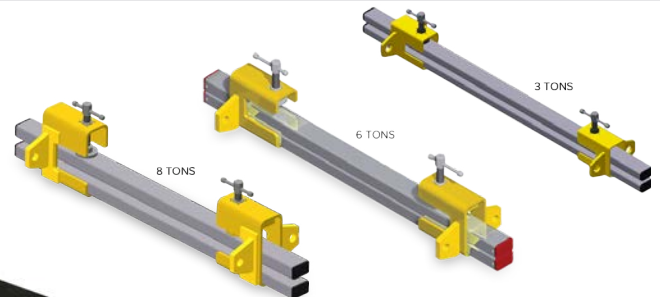
Compliant: Meets MSHA and OSHA Safety Standards.



Safe-Grip™ Conveyor Belt Clamps

The Safe-Grip™ Conveyor Belt Clamps are a patented positive tensioning system that applies even tension across the entire width of the conveyor belt. The center tightening system is key to applying correct, even tension to the belt.

- **Safe Design** - by applying even tension across the entire width of the conveyor belt, preventing the gripping bars from bowing in the center like other conventional belt clamps.
- **Versatile** - clamps and gripping bars can accommodate a variety of belt widths, thicknesses and working conditions.
- **Constructed** - from heat treated extruded aluminum, with horizontal traction grooves along the length of each extruded bar.
- **Available in** - BC3 (3 Tons), BC6 (6 Tons), and BC8 (8 Tons)



Engineered and designed to properly secure a conveyor belt and clamp it for safe conveyor maintenance.



Belt Clamp BC3 (3 Ton) Pair		
Part Number	BW	Wt Lbs.
M-ASG-SGSU-24-AB-1	24"	46
M-ASG-SGSU-30-AB-1	30"	49
M-ASG-SGSU-36-AB-1	36"	52
M-ASG-SGSU-42-AB-1	42"	55
M-ASG-SGSU-48-AB-1	48"	57
M-ASG-SGSU-54-AB-1	54"	60
M-ASG-SGSU-60-AB-1	60"	63
M-ASG-SGSU-66-AB-1	66"	65

Belt Clamp BC6 (6 Ton) Pair		
Part Number	BW	Wt Lbs.
M-ASG-SGMDP-36-AB-1	36"	132
M-ASG-SGMDP-42-AB-1	42"	137
M-ASG-SGMDP-48-AB-1	48"	141
M-ASG-SGMDP-54-AB-1	54"	145
M-ASG-SGMDP-60-AB-1	60"	149
M-ASG-SGMDP-66-AB-1	66"	155

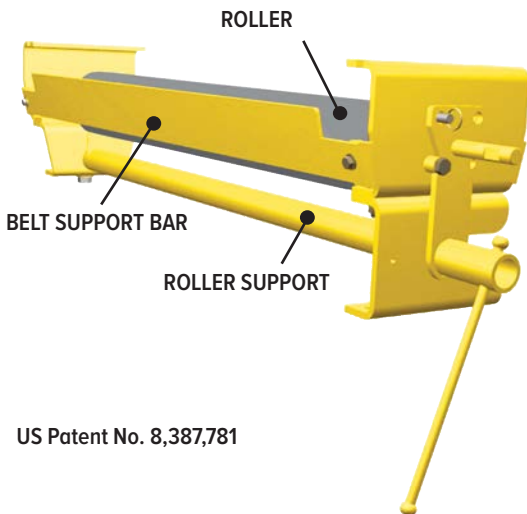
Belt Clamp BC8 (8 Ton) Pair		
Part Number	BW	Wt Lbs.
M-ASG-SGHDP-36-AB-1	36"	295
M-ASG-SGHDP-42-AB-1	42"	303
M-ASG-SGHDP-48-AB-1	48"	311
M-ASG-SGHDP-54-AB-1	54"	319
M-ASG-SGHDP-60-AB-1	60"	331
M-ASG-SGHDP-66-AB-1	66"	338
M-ASG-SGHDP-72-AB-1	72"	343
M-ASG-SGHDP-84-AB-1	84"	363

Safe-Guard® Return Roll Changer



The patent pending **Safe-Guard® Return Roll Changer** allows you to remove and replace a roller from a single side of the conveyor and/or from whichever side the catwalk is located.

- **Universal Mounting** - can be mounted on either side of the conveyor.
- **One Side Return Roller Access** - allows removal and replacement from a single side of a conveyor.
- **Pinch Point Protection** - to prevent injuries.
- **Reduces Maintenance Time** - for roller replacement.
- **Eliminates Need for High Lift Equipment.**
- **All Steel Construction** - industrial grade powder coated finish.
- **Can Be Customized** - to fit any manufacturer's roller.

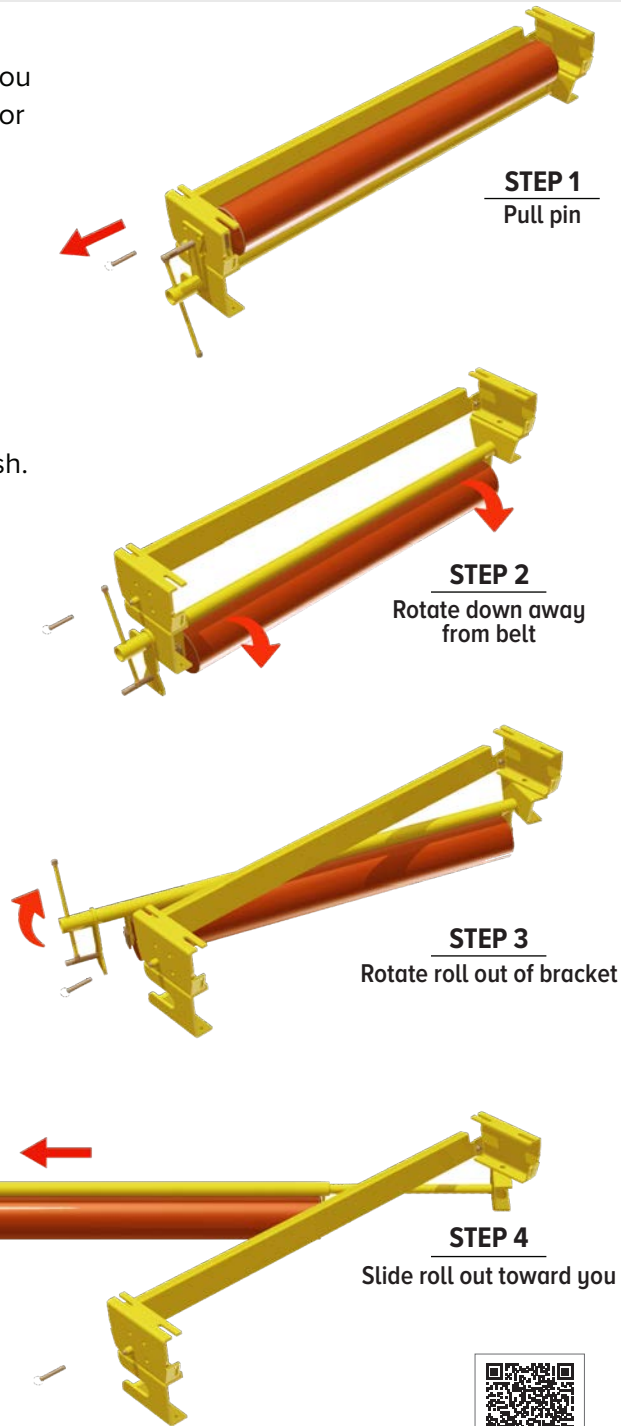
Safe-Guard® Return Roll Changer		
Part Number	Belt Width (Inches)	Wt Lbs.
ASG-RRC-24-(XX)	24	42
ASG-RRC-30-(XX)	30	44
ASG-RRC-36-(XX)	36	47
ASG-RRC-42-(XX)	42	50
ASG-RRC-48-(XX)	48	53
ASG-RRC-54-(XX)	54	54
ASG-RRC-60-(XX)	60	64
ASG-RRC-72-(XX)	72	66
ASG-RRC-84-(XX)	84	68
ASG-RRC-96-(XX)	96	72



US Patent No. 8,387,781



Easy to change out from either side of the conveyor.





Safe-Guard® Conveyor Belt Lifter



Safe-Guard® Return Idler Guard



Safe-Guard® Flat Guard



Safe-Guard® Return Idler Cage



Safe-Guard® Conveyor Belt Clamp



Safe-Guard® Chute Inspection Doors